

PAC EQUIPMENT FORM; Directions for use (please read):

Return to PAC Coordinator within 5 days of Facility App submittal – fax 425-456-4584 OR 12037 NE 5TH Street, Bellevue WA 98005
 To complete this form: In the **COLUMN** of the school being used **CIRCLE** the items needed.

If the equipment is available at that school, a 'Y' will be indicated. If it is not available 'N' is indicated. Associated costs are indicated with '\$Y'. A number indicates the *general* amount available at that school; *each theater, and the equipment within, are used daily for learning. At times the full number indicated is not available and not known until we arrive.*

Add special instructions on each line or at bottom in the comments section

Name of Event: <u>Fundraising - Zenken Club</u>	Day of Event Contact Name: <u>Esther Wu</u>
Date of Event: <u>Sat. 10/11</u>	PAC or Schl: <u>2 pm - 10 PM</u>
Day of Event Contact Number: <u>206-227-6670</u>	
Description of Event: <u>Fundraising concert for open doors for Multicultural Families</u>	
Add Comments in this column or at bottom ↓	

STAGE		IS	IHS	NHS	SHS
FULL STAGE Or		Y	X	Y	Y
HALF STAGE Or	(Mid-stage forward)	N	Y	Y	Y
APRON ONLY	(In front of CLOSED Grand curtain- generally used for lectures)	Y	X	Y	Y
Grand Curtain Set (how do you want the main curtain to look?)	CIRCLE ONE: 1)Down & closed 2)Down & open 3)Stage Framed (grand valanced at top w/false walls extended)				
LIGHTING					
House/Lecture	Audience and apron lights only	Y	Y	Y	Y
Standard	AS IS when you enter PAC; no light adjustment; Can be operated by User from panel or turned on at start of program and left.	Y	Y	Y	Y
Custom	Requires Technician -- Specific; include info on spots & genie lift; COLORED GELS ARE USER PROVIDED	\$Y	\$Y	\$Y	\$Y
AUDIO					
Use of most items requires technician					
Choir Microphones	hung at front of stage; used for choirs	0	2	0	2
Wireless Microphones	Handheld/Lapel (or clip on)	1	2	2/3	1/0
Floor Table Boundry Microphones	lays flat on floor or table; supercardioid condensor	0	2	3	3
Vocal Instrument Microphones	Dynamic Supercardioid	4	6	7	13
Mic Stands		3	4	7	8
Monitors/Speakers	Generally used for musical feedback	2	4	4	3
Communication Head-Sets (wired only)		6	6	6	12
Projector (permanently mounted in front of screens)	EPSON PowerLite 8300NL; User must bring in computer to project presentations	Front	Front	Front	Front
Projection Screen	Permanently mounted in front of main curtain at all schools	Y	Y	Y	Y
USER MUST PROVIDE COMPUTER	No MAC Support	Circle here			
CD Player	*Cannot accept MP3 formatted disks	Y*	Y*	Y	Y*
DVD Player		Y	Y	N	N
Assisted Listening Devices		N	Y	Y	Y
ADDITIONAL OPTIONS					
Podium	Identify which side of stage L C R	Y	Y	Y	Y
Music Stands	Must be Ordered; associated costs (delivery charge) for users only; in bulk of 30; 60 total	\$Y	\$Y	\$Y	\$Y
Choir Risers	Must be Ordered; associated costs (delivery charge) for public users only; 4 sections, 3 risers/20 students per section – no backs	\$Y	\$Y	\$Y	\$Y
Shells	Associated Costs to public users	N	\$Y	\$Y	\$Y
Clouds	Associated Costs to public users	N	N	\$Y	\$Y
Orchestra Pit	Associated Costs; cover removal/installation	N	\$Y	\$Y	\$Y
Other					
Locking Fly Rail	Requires Technician	N	Y	Y	Y
"Green" Room	List items needed, i.e., tables, chairs	Y	Y	Y	Y
Ticket Booth		N	Y	Y	Y
Coat Room		N	N	N	Y
Lobby		Y	N	N	Y
Other Rooms Needed	List other rooms being requested for use in the school <u>space for cellos & Bass</u>				

(gen. used for musical feedback) *cannot accept MP3 formatted disks

Additional Comments: (please be as specific as possible, we will be using this to support your event)

Platform 2 4x8, 2 tables for receptions
 Piano, 16 chairs for cellos & 2 Bass, 1 conductor.
 2 Vocals, 2 Emcees

Mid stage curtain

Shells

Front half of stage

14 chairs, 10 music stands, 1 high stools

High Raiser for Cello

High Raiser for Cello

Piano

High stools for Base

Conductor



Mics with Stands



Mics for cello and violin

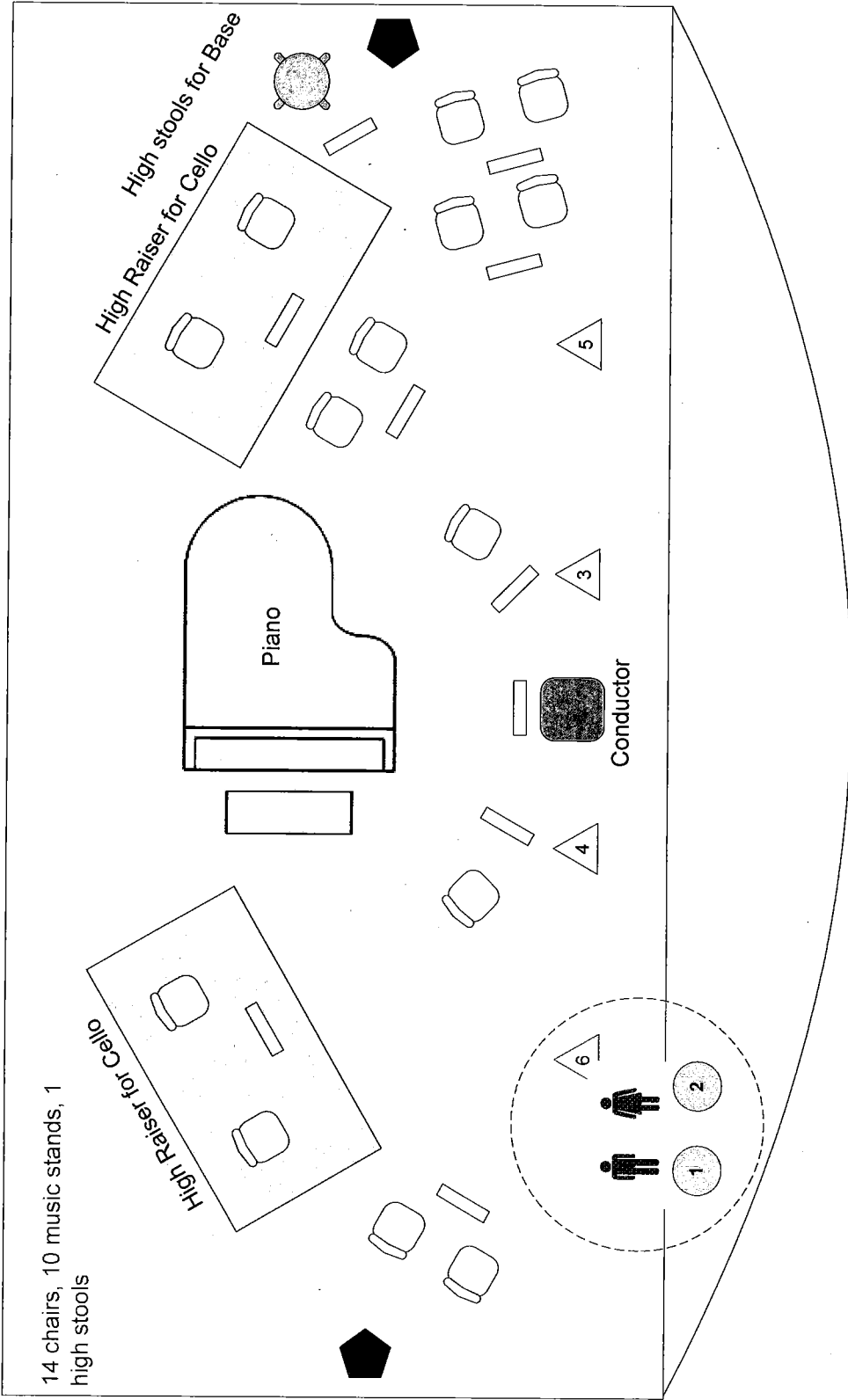


Stage Monitors

Before Performance Starts

Before 6:30pm: setup the stage as above.

6:30pm: theater open to audience, all performers stand by in backstage



14 chairs, 10 music stands, 1 high stools

High Raiser for Cello

High stools for Base
High Raiser for Cello

Piano

Conductor

1 Mics with Stands

6 Mics for cello and violin

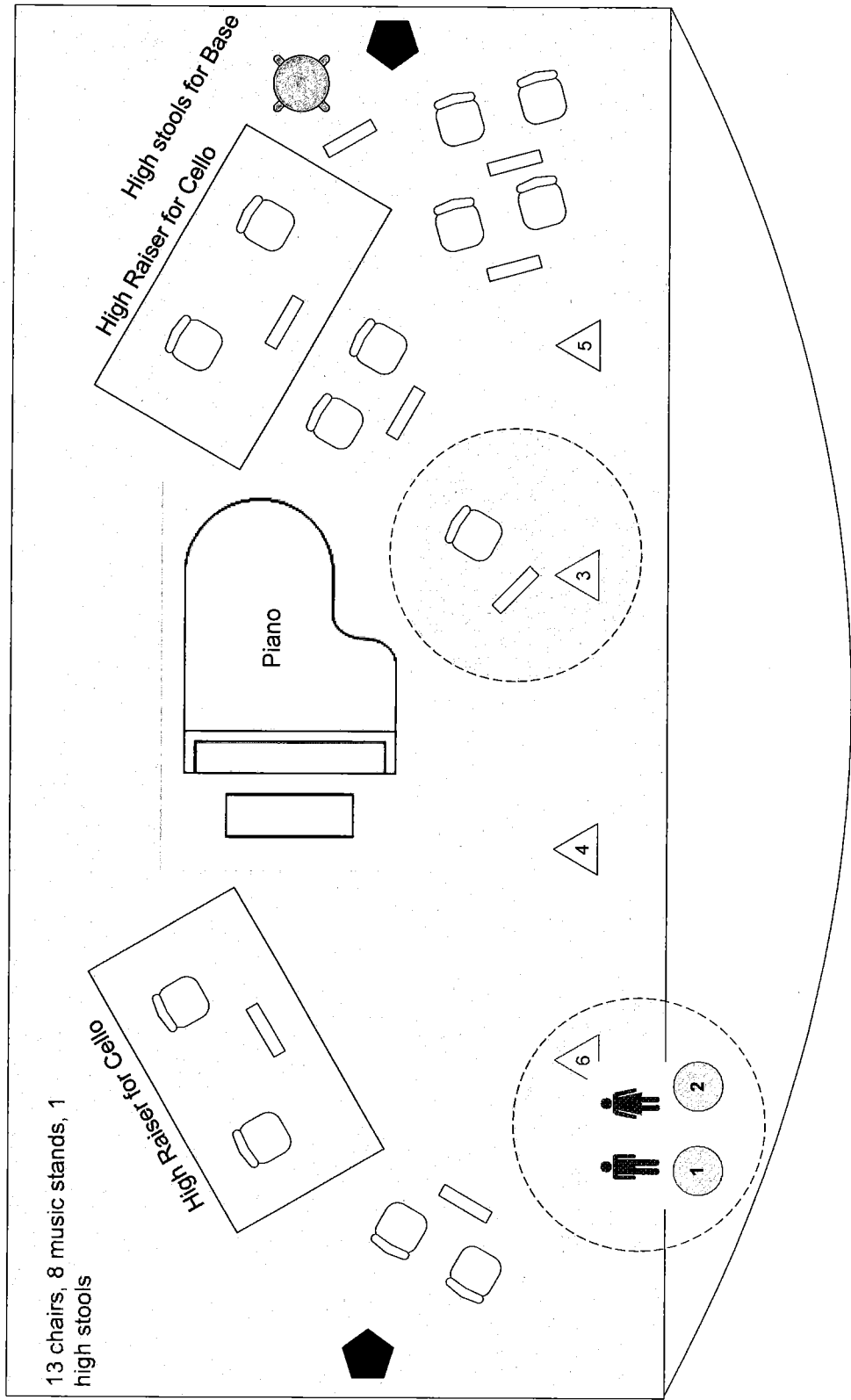
Stage Monitors

Start and Program #1 Pomp and Circumstance

2MC starts the performance, spotlights on the 2 MCs, mics 1, 2 on for the MCs

Program #1 starts after the MCs, whole stage lighting on and Mics 3-6 on for Program #1.

After Program #1, Conductor, Pianist and Violinist leave, lights for the back part of the stage gradually dimmed. Take off the violin chair and music stand for violin and conductor



13 chairs, 8 music stands, 1 high stools

High Raiser for Cello

High Raiser for Base

Piano

1 Mics with Stands

6 Mics for cello and violin

Stage Monitors

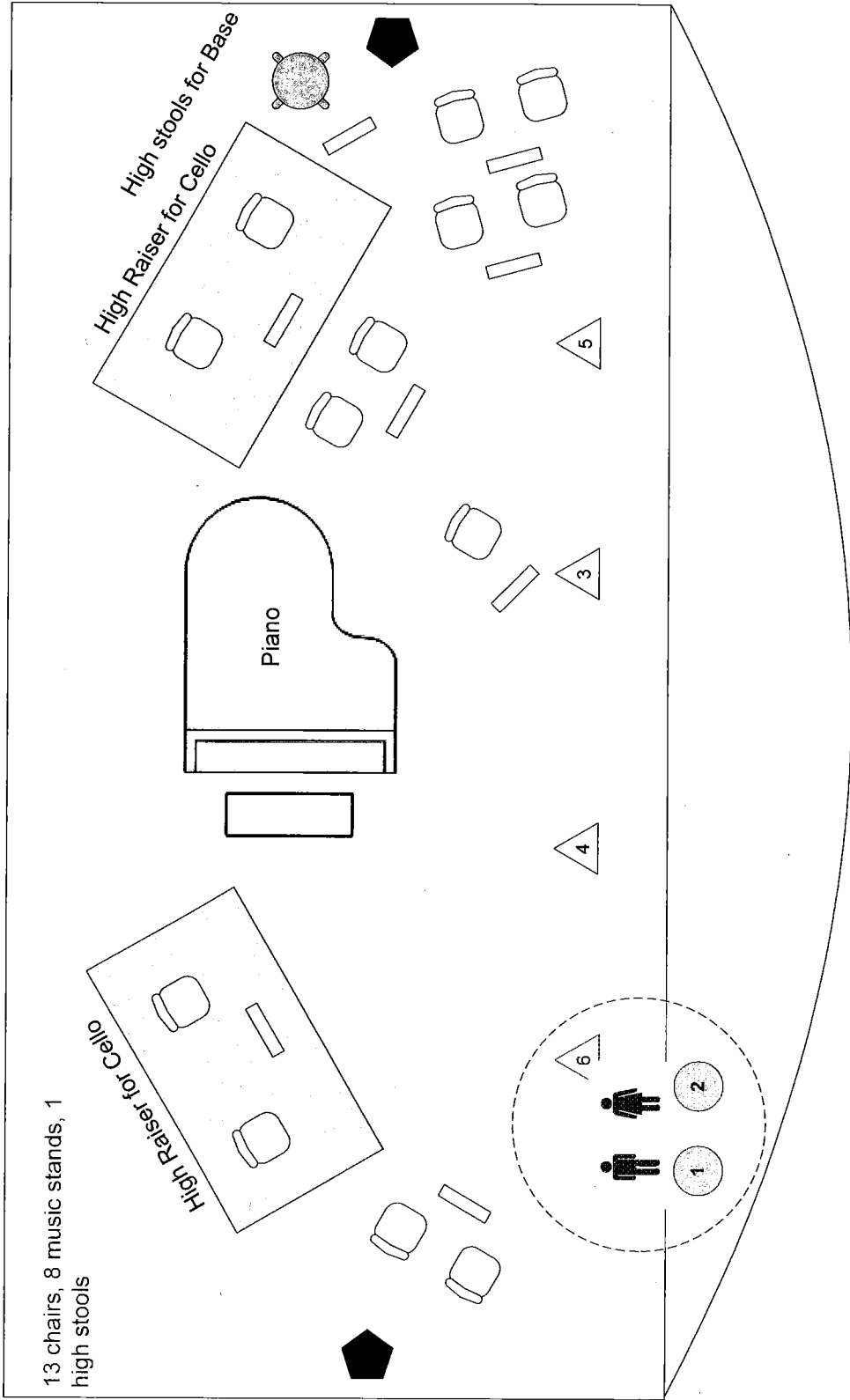
Program #2

Songs as Mother Sang Them (Cello solo)

2MC starts the program #2, spotlights on the 2 MCs, mics 1, 2 on for the MCs

After MCs leave, Spotlight on the Cellist at the front center of the stage and only Mic #3 is on for Program #2.

After Program #2, pianist stay on the stage, lights for the whole stage gradually lighting up and spotlight off.



13 chairs, 8 music stands, 1 high stools

High Raiser for Cello

High Raiser for Base

Piano

1 Mics with Stands

6 Mics for cello and violin

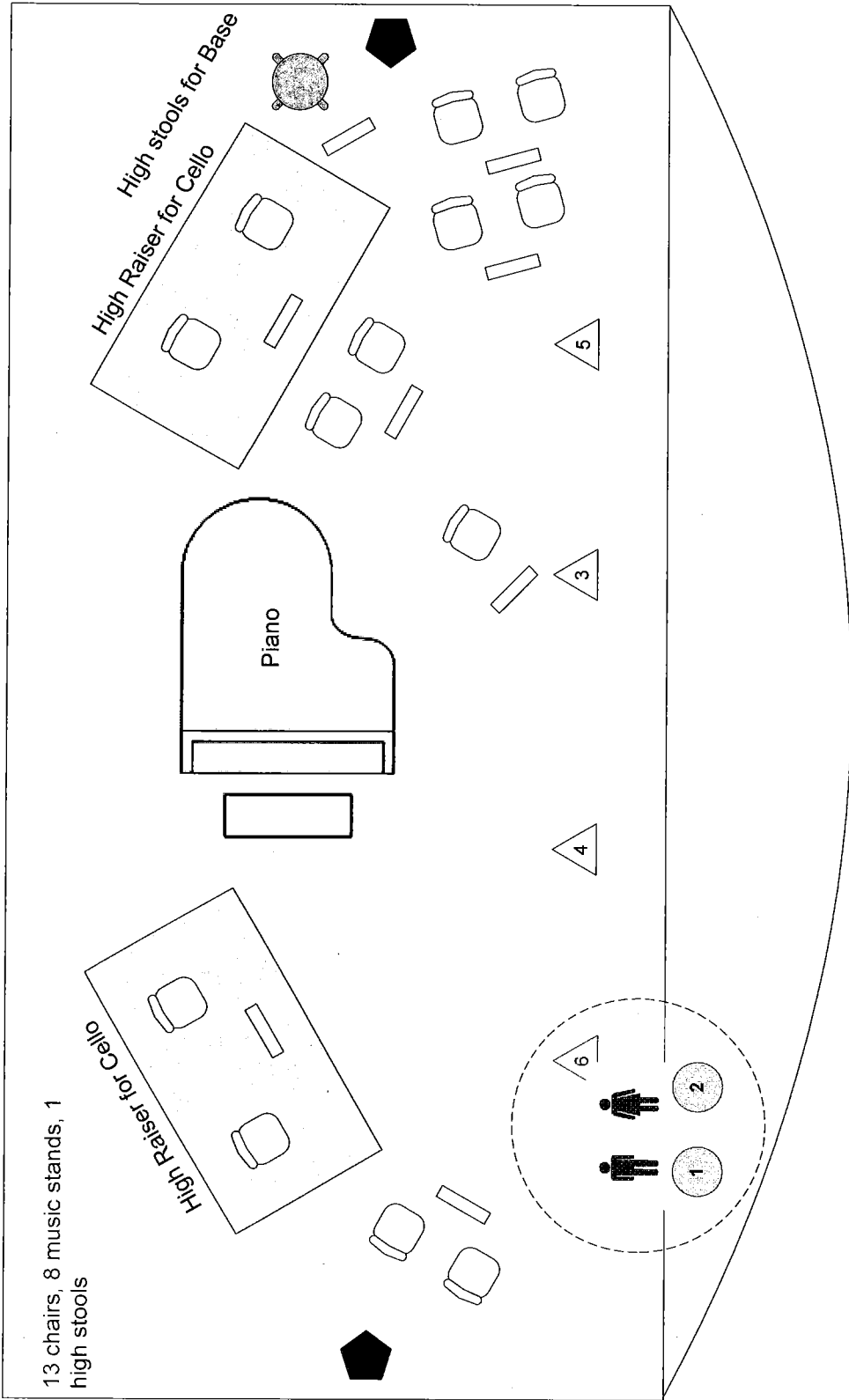
Stage Monitors

Program #3 Sabre Dance

2MC starts the program #3; spotlights on the 2 MCs, mics 1, 2 on for the MCs

Whole stage lighting on for program #3 and Mics 3-6 on for Program #3.

After Program #3, Pianist stay on the stage, whole stage lighting stay on.



13 chairs, 8 music stands, 1 high stools

High Raiser for Cello

High Raiser for Base

Piano



Mics with Stands



Mics for cello and violin



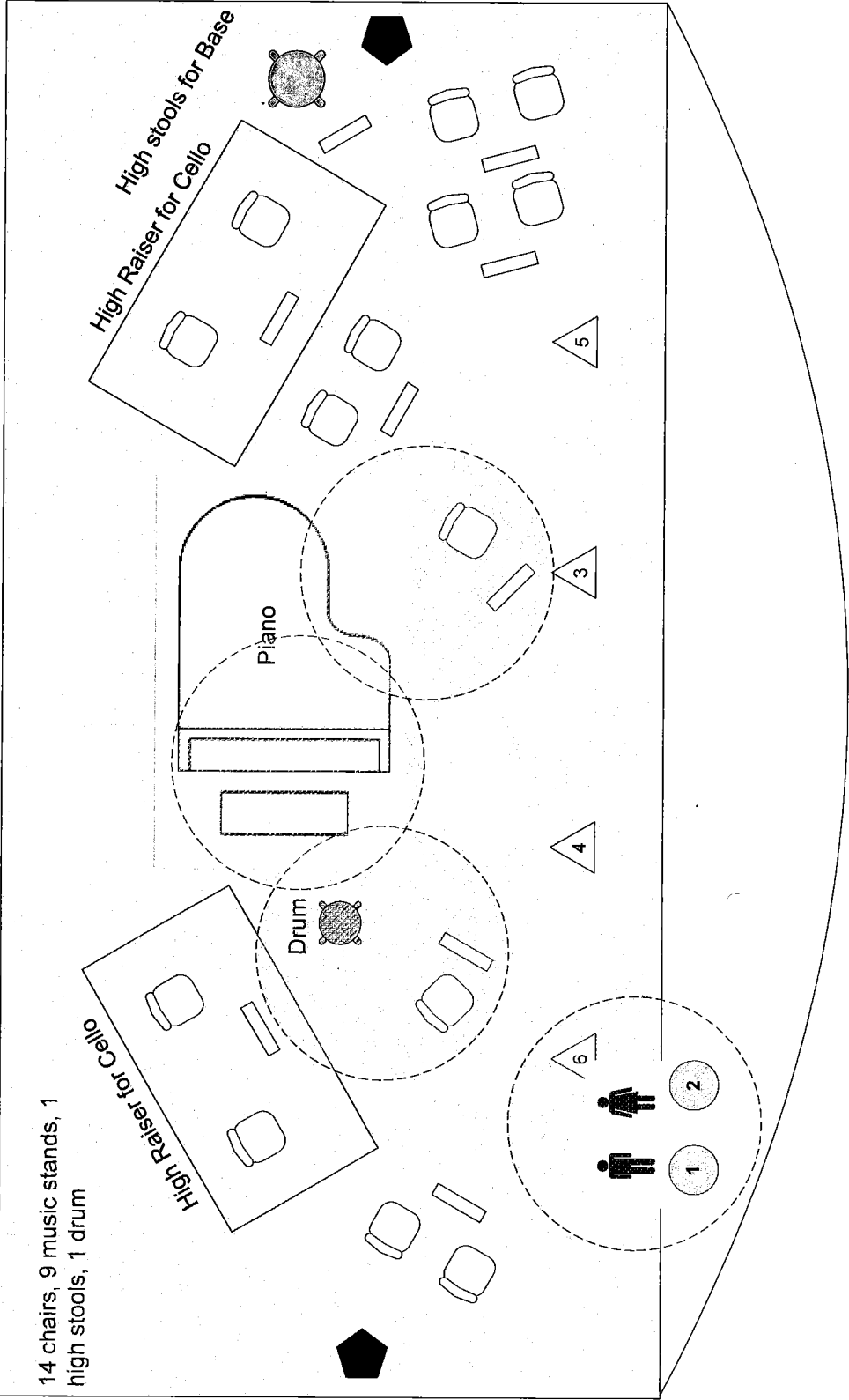
Stage Monitors

Program #4 Bumble Bee

2MC starts the program #4, spotlights on the 2 MCs, mics 1, 2 on for the MCs

Whole stage lighting on for program #3 and Mics 3-6 on for Program #4.

After Program #4, Pianist leave, lights for the back part of the stage gradually dimed.



Start and Program #5 Crouching Tiger, Hidden Dragon

2MC starts program #5, spotlights on the 2 MCs, mics 1, 2 on for the MCs

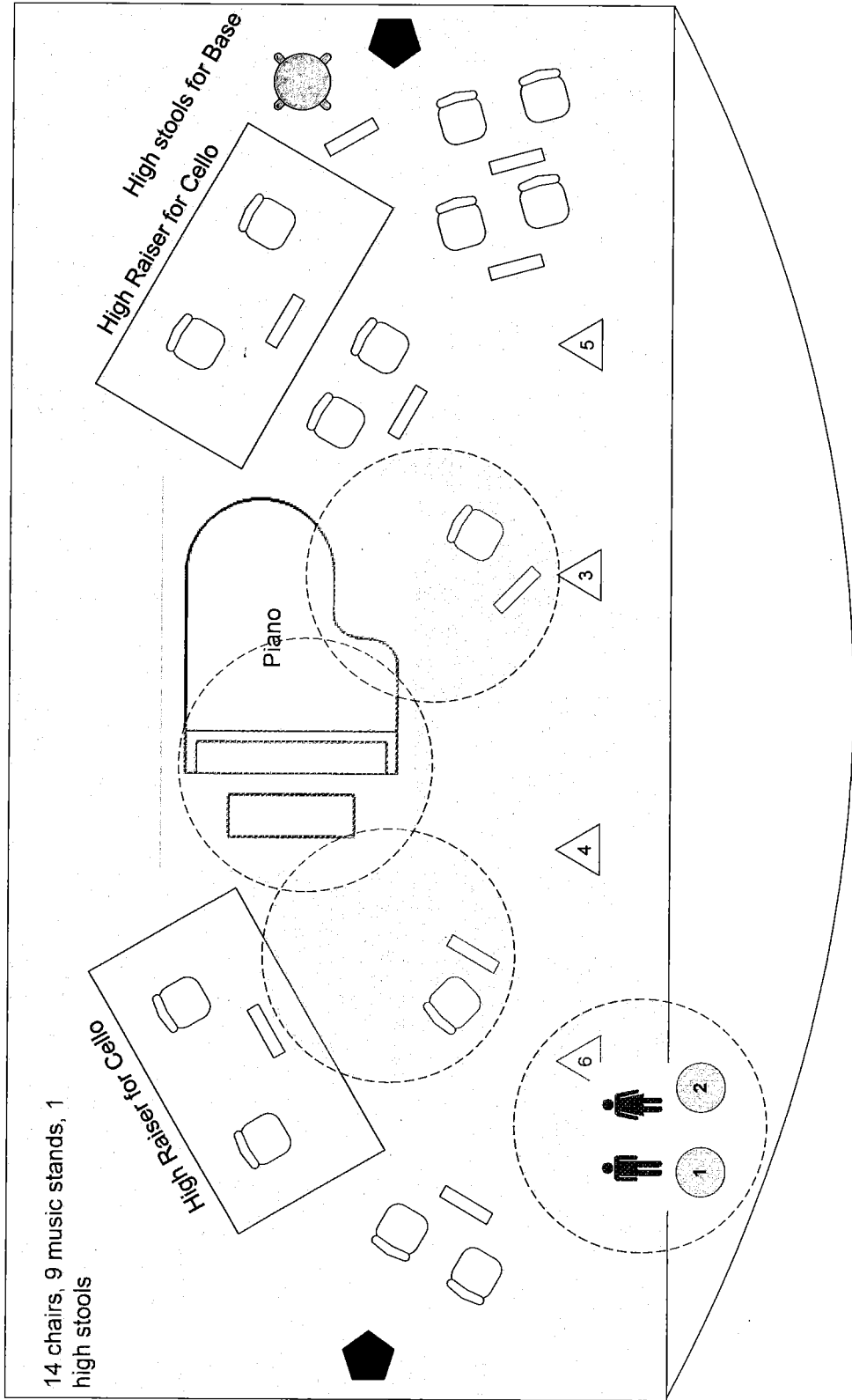
Four performers for program #5 – cellist, violinist, pianist and a drummer, Spotlighting on these 4 performers, mics 3-6 on for Program #5.

After program #5, drummer leave, lights for the back part of the stage remain dimmed and all spotlights off.

1 Mics with Stands

6 Mics for cello and violin

Stage Monitors



14 chairs, 9 music stands, 1 high stools

High Raiser for Cello

High Raiser for Base
High Raiser for Cello

Piano

1 Mics with Stands

6 Mics for cello and violin

Stage Monitors

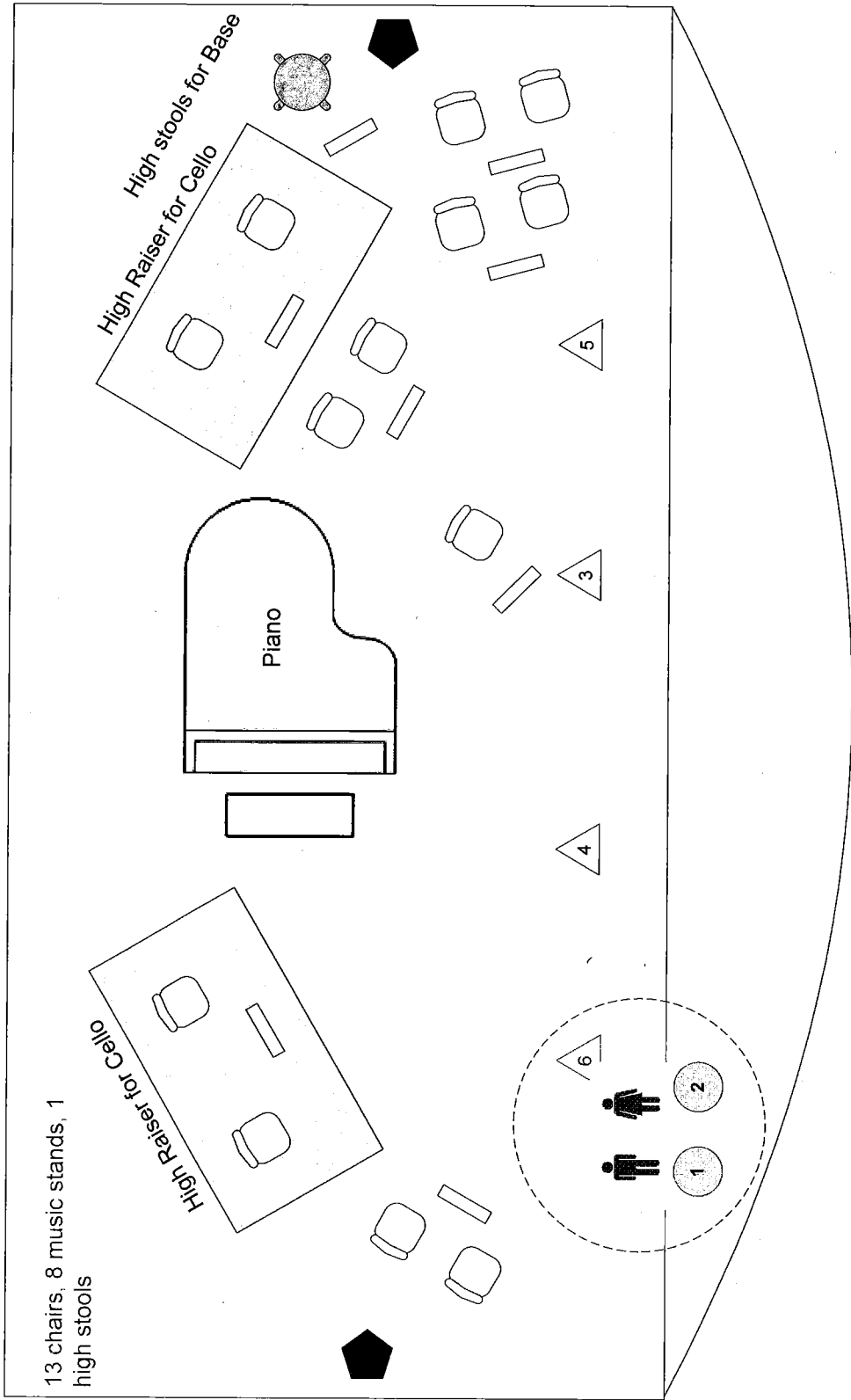
Start and Program #6

Saliha

2MC starts program #6, spotlights on the 2 MCs, mics 1, 2 on for the MCs

Three performers for program #6 – cellist, violinist, and pianist, spotlighting on these 3 performers, mics 3-6 on for Program #6.

After program #5, pianist and violinist leave, lights for the whole stage gradually lighting up and spotlight off.



13 chairs, 8 music stands, 1 high stools

High Raiser for Cello

High Raiser for Base

Piano

- 1 Mics with Stands
- 6 Mics for cello and violin
- Stage Monitors

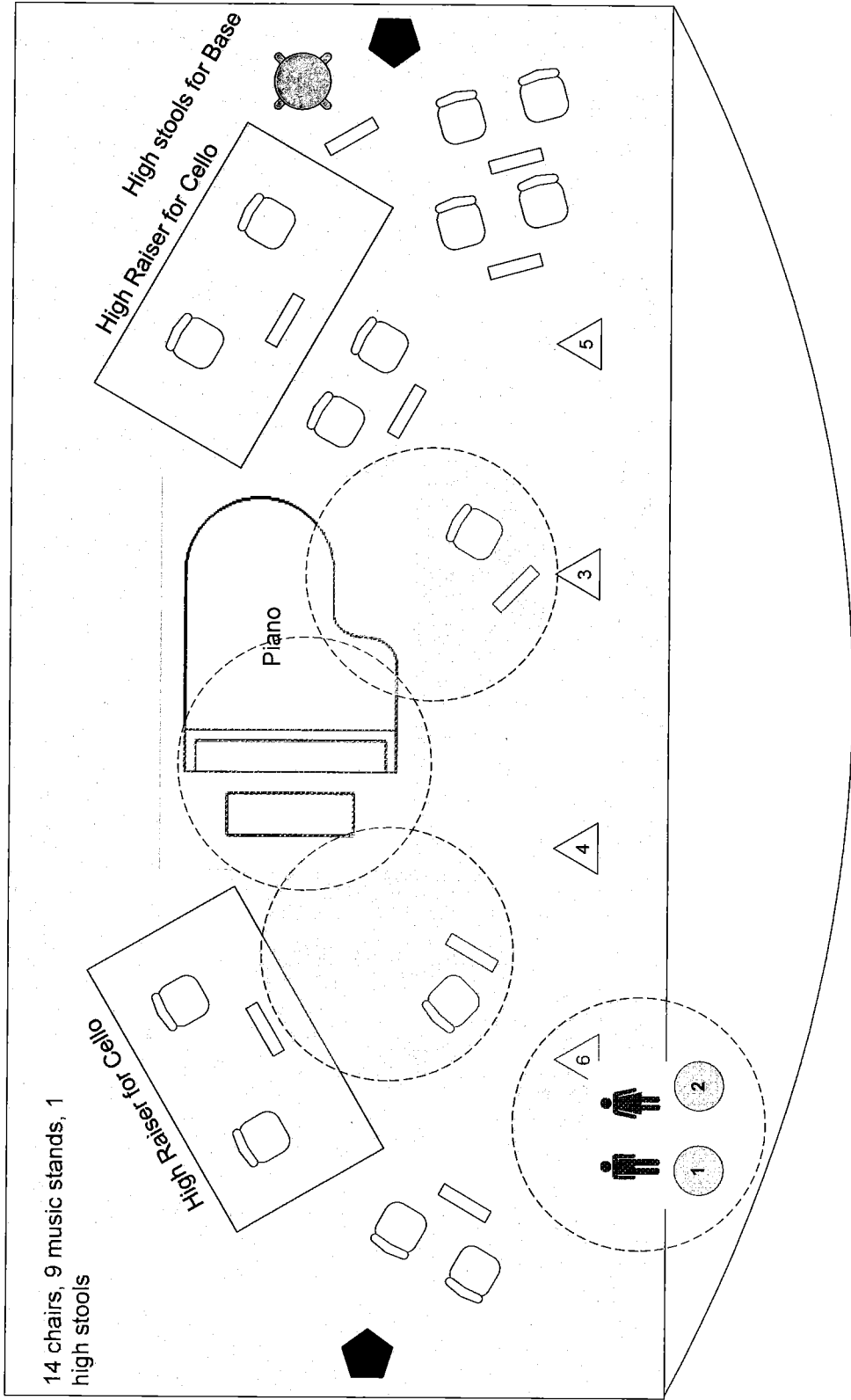
Program #7

Chrysanthemum Flower Terrace

2MC starts the program #7, spotlights on the 2 MCs, mics 1, 2 on for the MCs

Whole stage lighting on for program #7 and Mics 3-6 on for Program #7.

After Program #7, Pianist stay, lights for the back part of the stage gradually dimed.



14 chairs, 9 music stands, 1 high stools

High Raiser for Cello

High Raiser for Base

Piano

1 Mics with Stands

6 Mics for cello and violin

Stage Monitors

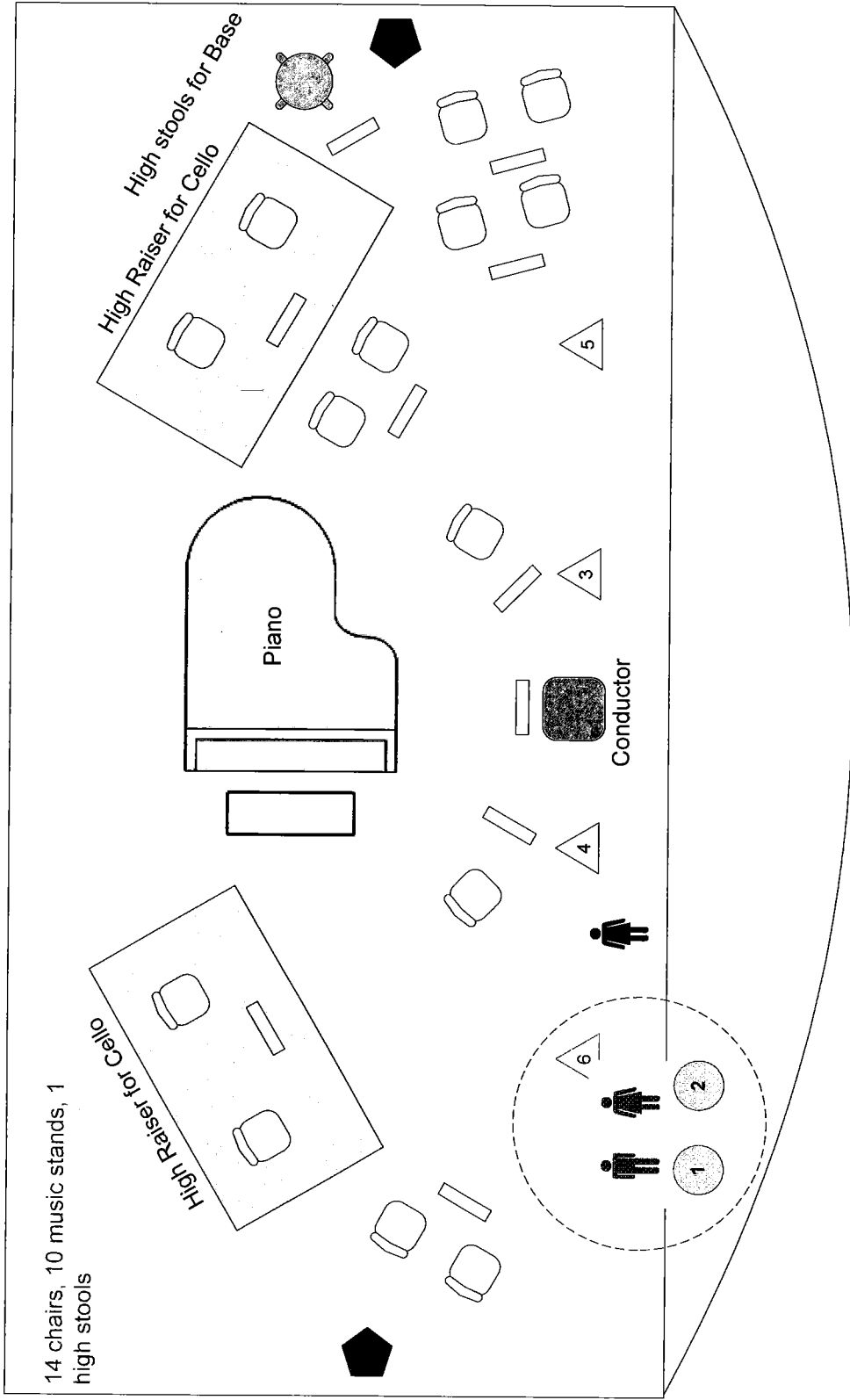
Start and Program #8

Primavera Portena

2MC starts program #7, spotlights on the 2 MCs, mics 1, 2 on for the MCs

Three performers for program #8 – cellist, violinist, and pianist, spotlighting on these 3 performers, mics 3-6 on for Program #7.

After program #7, pianist and violinist stay, lights for the whole stage gradually lighting up and spotlight off.



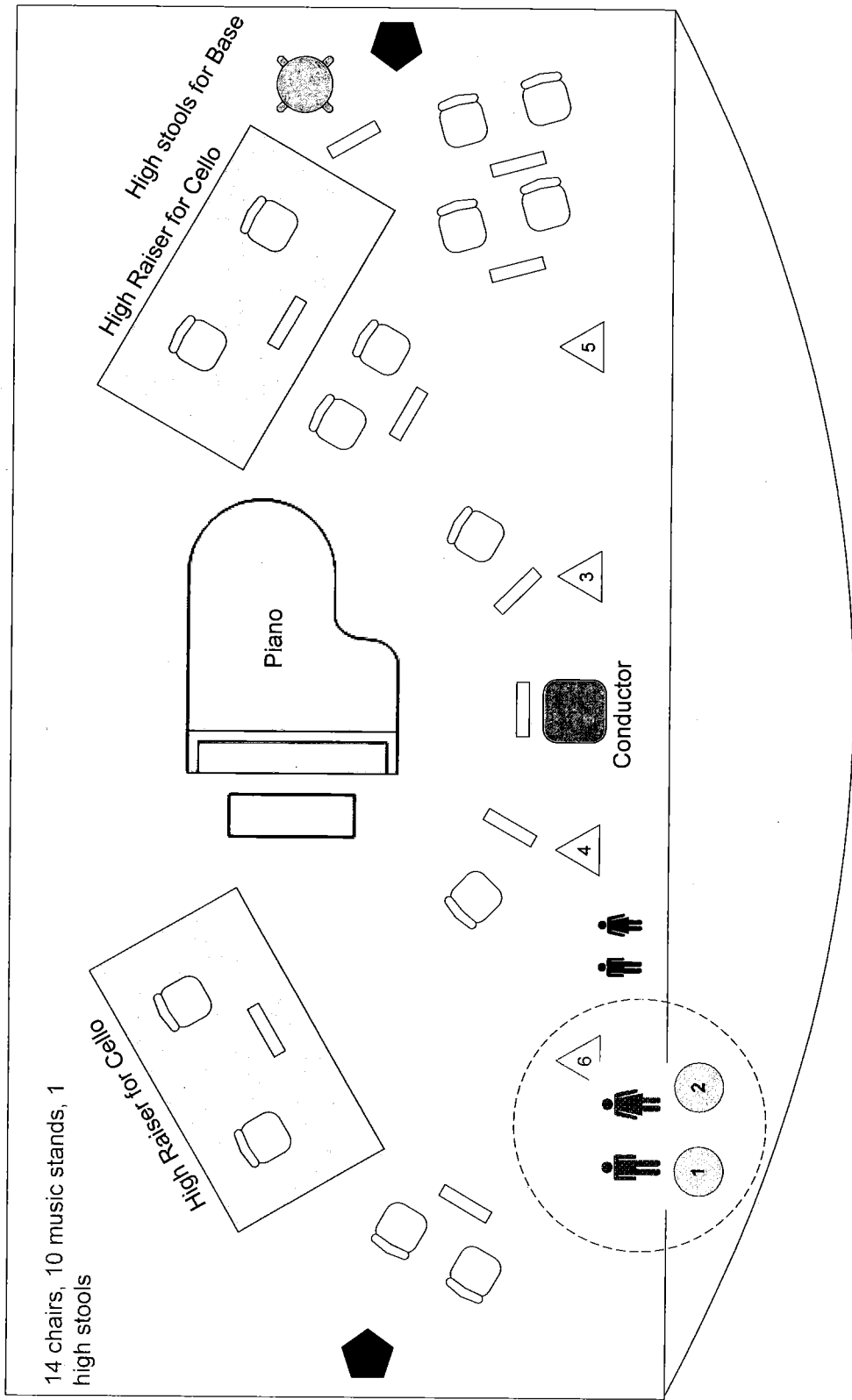
Start and Program #9 Bachianas Brasileiras 1st Mov

2MC starts program #9, spotlights on the 2 MCs, mics 1, 2 on for the MCs

Soprano and cello orchestra with conductor, whole stage lighting on and Mics 3-6 on for Program #9.

After Program #9, Everyone stay on stage, whole stage lighting remains on.

- 1 Mics with Stands
- 6 Mics for cello and violin
- Stage Monitors



Start and Program #10

Libiamo ne lieti calici

2MC starts program #10, spotlights on the 2 MCs, mics 1, 2 on for the MCs

Duet and cello orchestra with conductor, whole stage lighting on and Mics 3-6 on for Program #10.

After Program #10, Everyone stay on stage, whole stage lighting remains on.



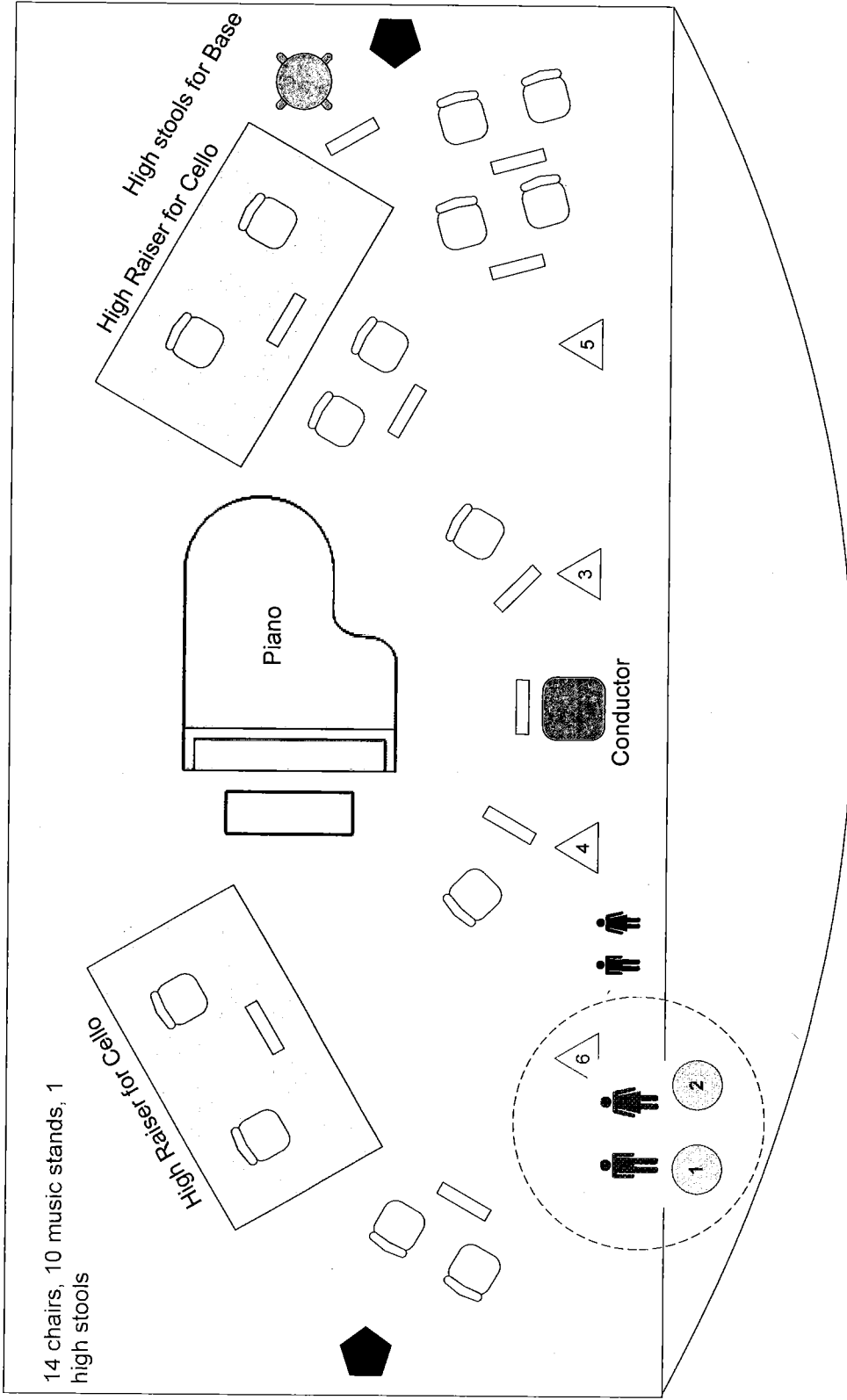
Mics with Stands



Mics for cello and violin



Stage Monitors






14 chairs, 10 music stands, 1 high stools

High Raiser for Cello

Piano

High Raiser for Base

Conductor

-  Mics with Stands
-  Mics for cello and violin
-  Stage Monitors

Start and Program #11 Time To Say Goodbye

- 2MC starts program #11, spotlights on the 2 MCs, mics 1, 2 on for the MCs
- Duet and cello orchestra with conductor, whole stage lighting on and Mics 3-6 on for Program #11.
- After Program #11, Everyone stay on stage, whole stage lighting remains on.